


HYUNDAI SOLAR MODULE

DG SERIES

G12 PERC Shingled

HiE-S400DG HiE-S405DG
HiE-S410DG HiE-S415DG
HiE-S420DG HiE-S425DG



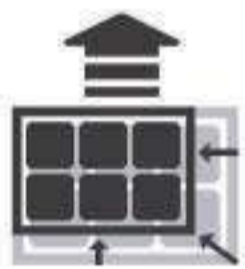
Shingled
Technology



For Both Residential
& Commercial
Applications



More Power
Generation
In Low Light



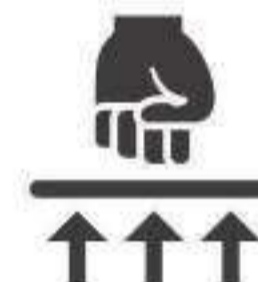
G12 PERC Shingled

G12 PERC Shingled Technology provides ultra-high efficiency with better performance in low irradiation. Maximizes installation capacity in limited space.



Anti-LID / PID

Both LID(Light Induced Degradation) and PID(Potential induced Degradation) are strictly eliminated to ensure higher actual yield during lifetime.



Mechanical Strength

Tempered glass and reinforced frame design withstand rigorous weather conditions such as heavy snow and strong wind.



Reliable Warranty

Global Brand with powerful financial strength provide reliable 25-year warranty. (Australia and Europe Only)



Corrosion Resistant

Various tests under harsh environmental conditions such as ammonia and salt-mist passed



UL / VDE Test Labs

Hyundai's R&D center is an accredited test laboratory of both UL and VDE.

Hyundai's Warranty Provisions



• 15-Year Product Warranty

- On material and workmanship
- 25-Year for Australia and Europe Only



• 25-Year Performance Warranty


- Initial year: 98.0%
- Linear warranty after second year: with 0.55%p annual degradation, 84.80% is guaranteed up to 25 years

About Hyundai Energy Solutions

Established in 1972, Hyundai Heavy Industries Group is one of the most trusted names in the heavy industries sector and is a Fortune 500 company. As a global leader and innovator, Hyundai Heavy Industries is committed to building a future growth engine by developing and investing heavily in the field of renewable energy.

As a core energy business entity of HHI, Hyundai Energy Solutions has strong pride in providing High-quality PV products to more than 3,000 customers worldwide.

Certification



Electrical Characteristics

| | | Mono-Crystalline Module (HiE-S__DG) | | | | | |
|---------------------------------|------|--|-------|-------|-------|-------|-------|
| | | 425 | 420 | 415 | 410 | 405 | 400 |
| Nominal Output (Pmpp) | W | 425 | 420 | 415 | 410 | 405 | 400 |
| Open Circuit Voltage(Voc) | V | 41.7 | 41.6 | 41.5 | 41.4 | 41.3 | 41.2 |
| Short Circuit Voltage (Isc) | A | 13.03 | 12.92 | 12.80 | 12.65 | 12.53 | 12.41 |
| Voltage at Pmax (Vmpp) | V | 34.6 | 34.5 | 34.4 | 34.4 | 34.3 | 34.2 |
| Current at Pmax (Impp) | A | 12.30 | 12.19 | 12.08 | 11.97 | 11.82 | 11.71 |
| Module Efficiency | % | 21.4 | 21.1 | 20.9 | 20.6 | 20.4 | 20.1 |
| Cell Type | - | PERC Mono-Crystalline Silicon Shingled | | | | | |
| Maximum System Voltage | V | 1,500 | | | | | |
| Temperature Coefficient of Pmax | %/°C | -0.34 | | | | | |
| Temperature Coefficient of Voc | %/°C | -0.27 | | | | | |
| Temperature Coefficient of Isc | %/°C | 0.04 | | | | | |

*All data at STC(Standard Test Conditions). Above data may be changed without prior notice.

*Tolerance of Pmax:0~+5W.

* Performance deviation of Voc [V], Isc [A], Vm[V] and Im[A]:±3%.

Mechanical Characteristics

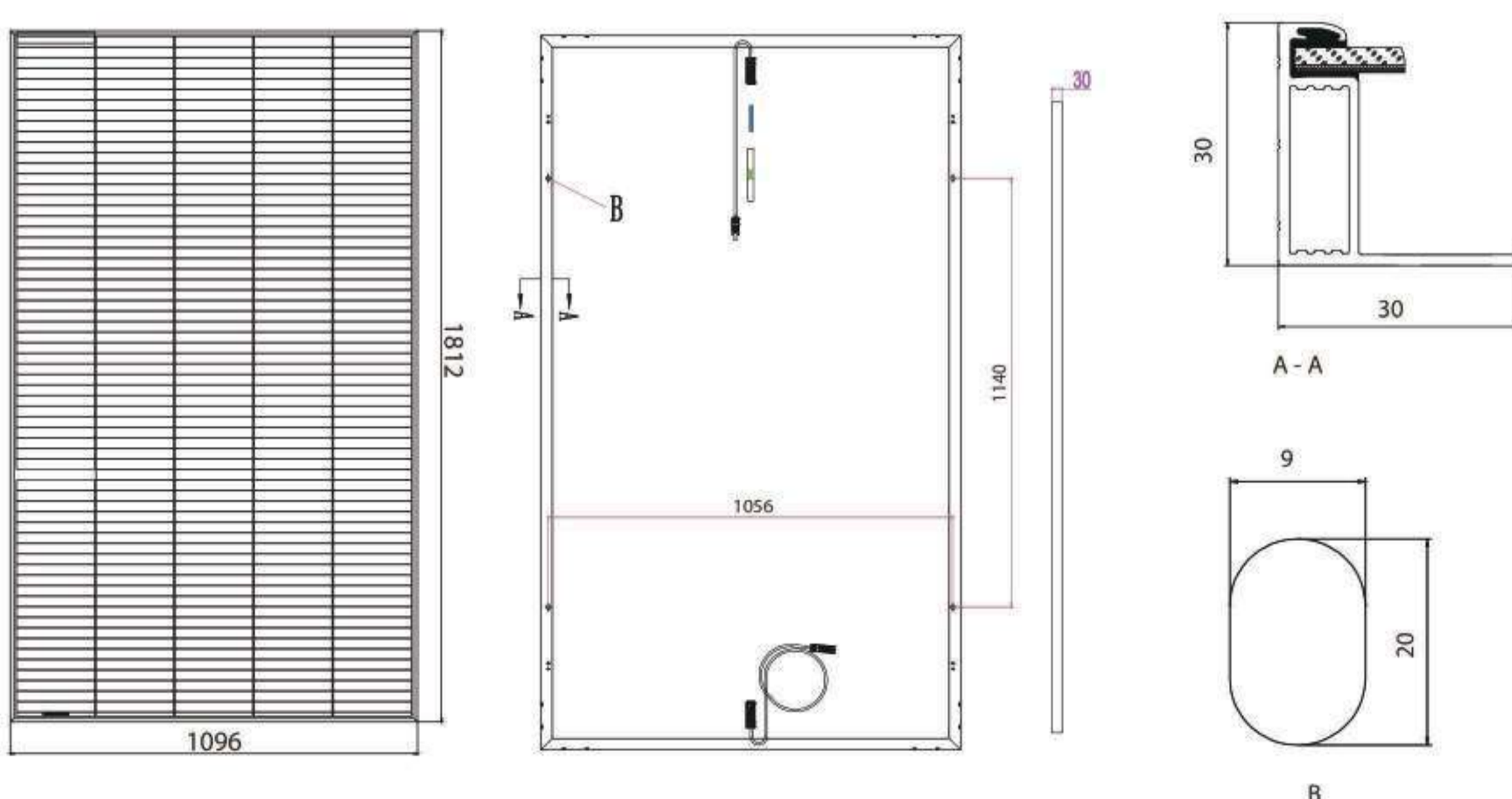
| | | | |
|---------------|---|-----------|--------------------|
| Dimensions | 1,812 × 1,096 × 30 mm (L × W × H) | | |
| Weight | 20.8kg | | |
| Solar Cells | 305Cells, PERC Mono-crystalline Shingled (210 × 210mm) | | |
| Output Cables | 4mm ² ,+500mm/-1100mm(Vertical), +220mm/-180mm(Horizontal) | Connector | Stäubli : MC4-Evo2 |
| Junction Box | IP68, TUV&UL, two diodes | | |
| Construction | Front Glass: AR Coated tempered glass, 3.2mm Encapsulation: EVA (Ethylene-Vinyl-Acetate) | | |
| Frame | Anodized Aluminum | | |

Installation Safety Guide

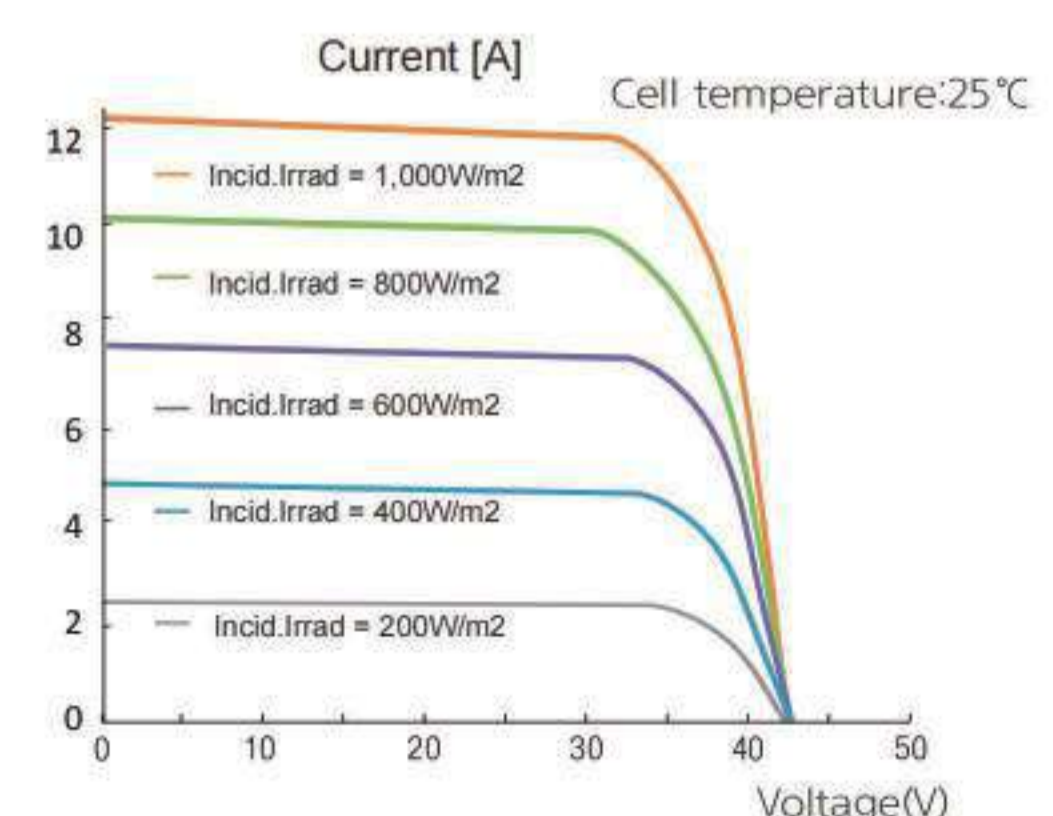
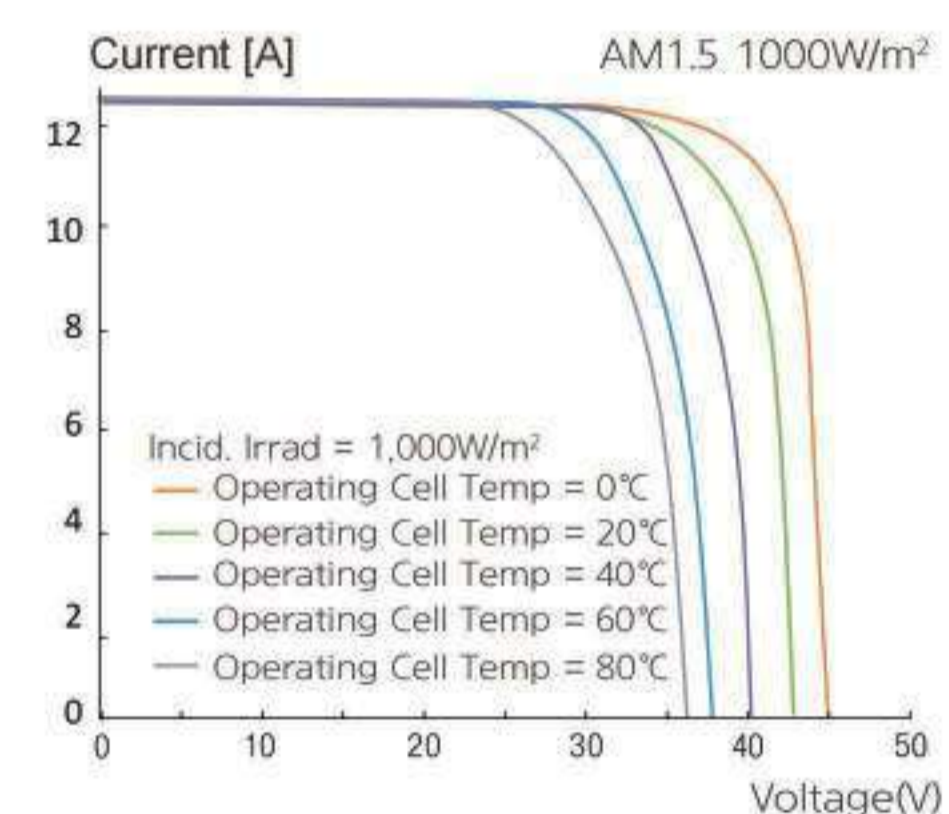
- Only qualified personnel should install or perform maintenance.
- Be aware of dangerous high DC voltage.
- Do not damage or scratch the rear surface of the module.
- Do not handle or install modules when they are wet.

| | |
|------------------------------------|---------------------------------|
| Nominal Operating Cell Temperature | 42.3°C (±2°C) |
| Operating Temperature | -40 ~ 85 °C |
| Maximum System Voltage | DC 1,500 / 1,000 (IEC) |
| Series Fuse Rating [A] | 25 |
| Maximum Surface Load Capacity | Front 5,400 Pa Rear 2,400 Pa |

Module Diagram (Unit: mm)



I-V Curves



Manufactured in China

HYUNDAI ENERGY SOLUTIONS